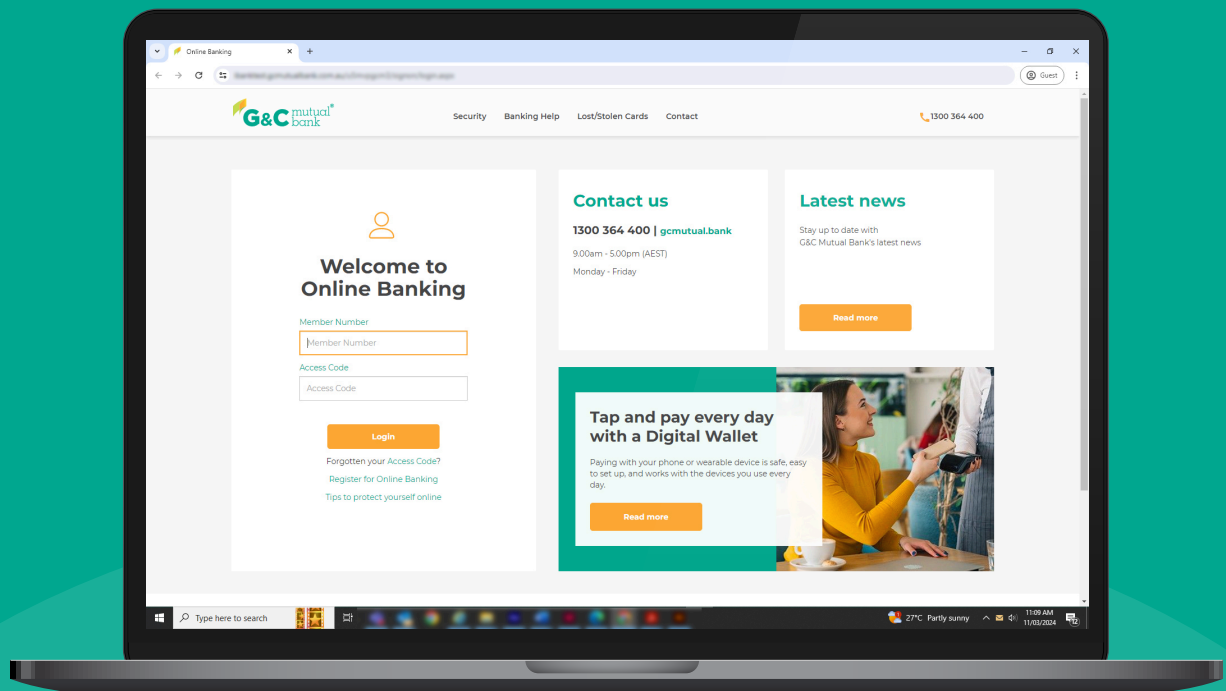
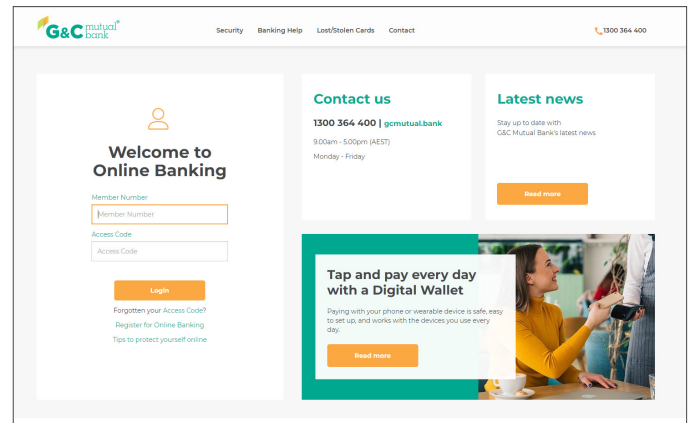
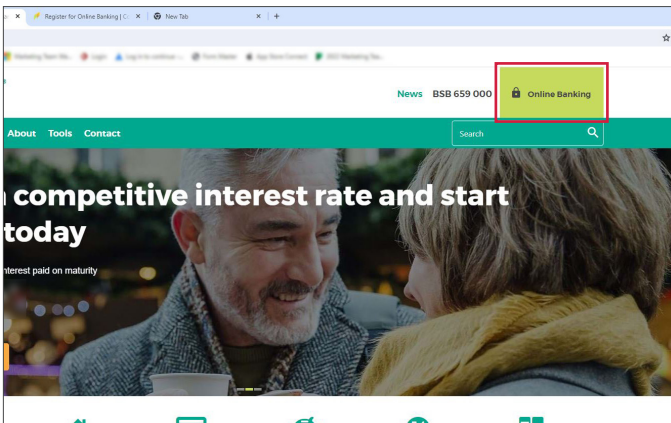
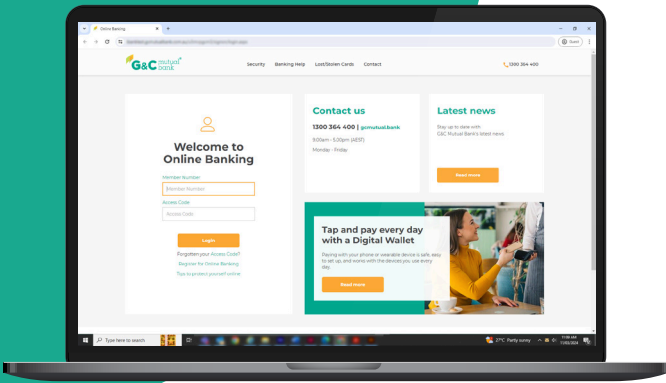


How to login to Online Banking



We're ready to help you
1300 364 400 | www.gcmutual.bank
It's your bank, because you own it.

Online Banking login guide

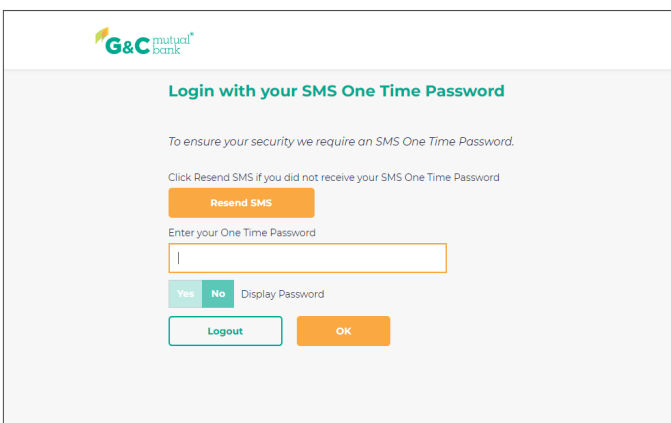


1

On the homepage of the G&C Mutual Bank website, select 'Online Banking' in the top right corner.

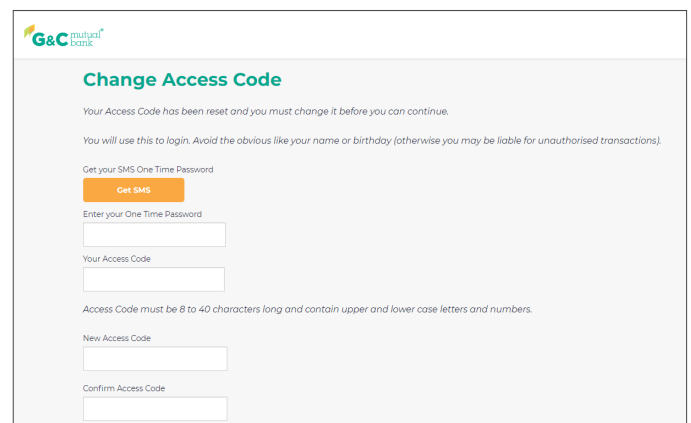
2

Enter your Member Number and the temporary Access Code supplied to you.*



3

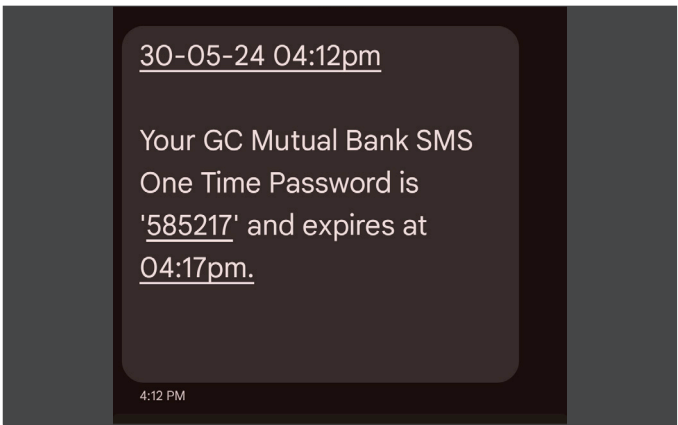
An SMS One Time Password will be sent to your mobile device. Enter the One Time Password and select 'OK'.



4

When logging in for the first time, you will be prompted to reset your Access Code.

*Please note, you will need to be registered for Online Banking. If you are not already registered, select 'Register for Online Banking' under the Login button on the login page.



5

Select 'Get SMS' to receive your SMS One Time Password.

6

Don't share your SMS One Time Password with anyone. We will never ask you for this password via phone or email.

7

Enter the One Time Password delivered via SMS to your mobile device and your temporary Access Code.

8

In the section below, enter and verify your new Access Code*, then select 'Save'.

9

If your Access Code reset was successful, you will be directed to the Online Banking homepage.

10

Explore the top menu bar on the Online Banking homepage to use the banking services.

*Please note, your Access Code must be 8 to 40 characters long and contain upper and lower case letters and numbers. We recommend a passphrase using four or more random words for enhanced security.

It's **your** bank,
because **you own it.**

G&C Mutual Bank

1300 364 400

info@gcmutual.bank

www.gcmutual.bank

G&C Mutual Bank Limited
ABN 72 087 650 637 | AFSL and Australian Credit Licence 238311

